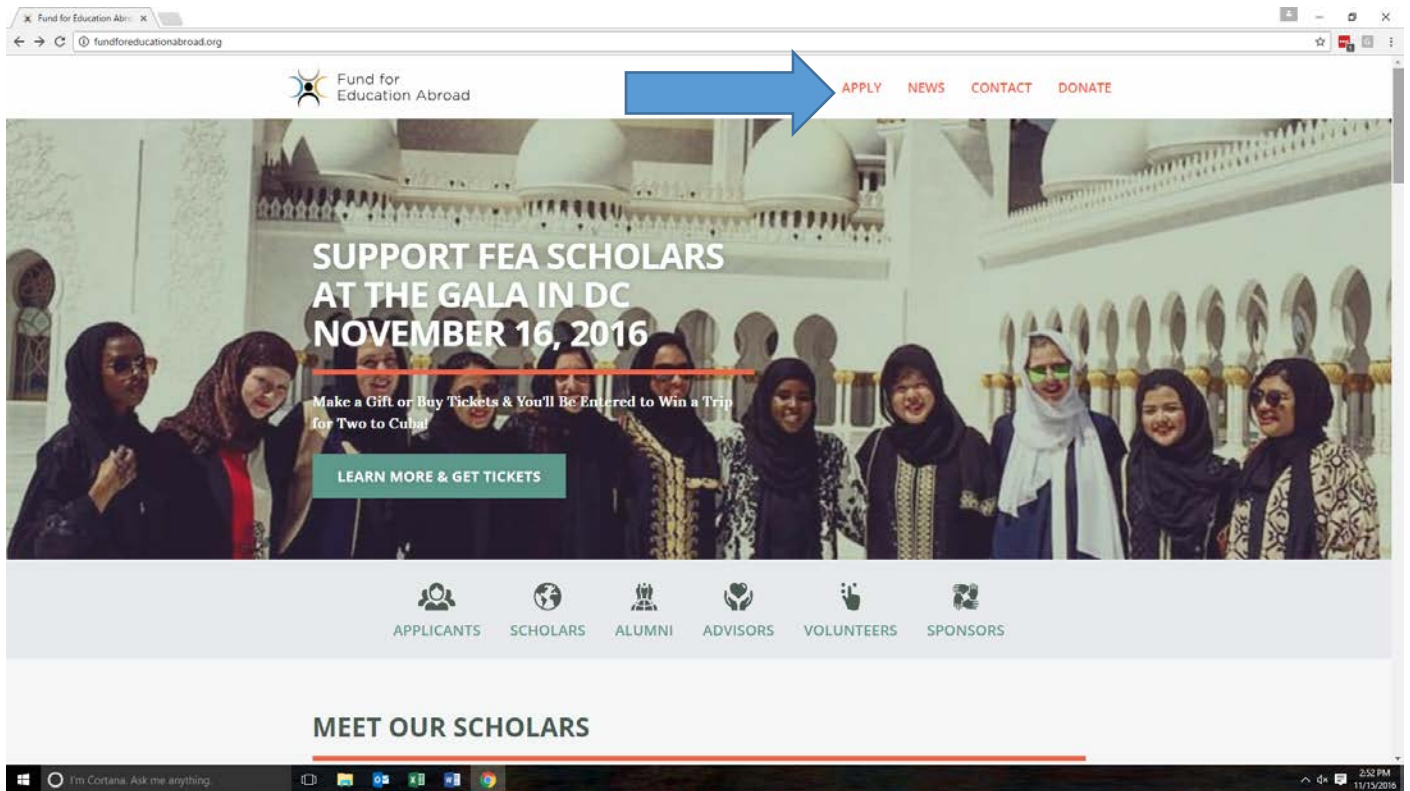
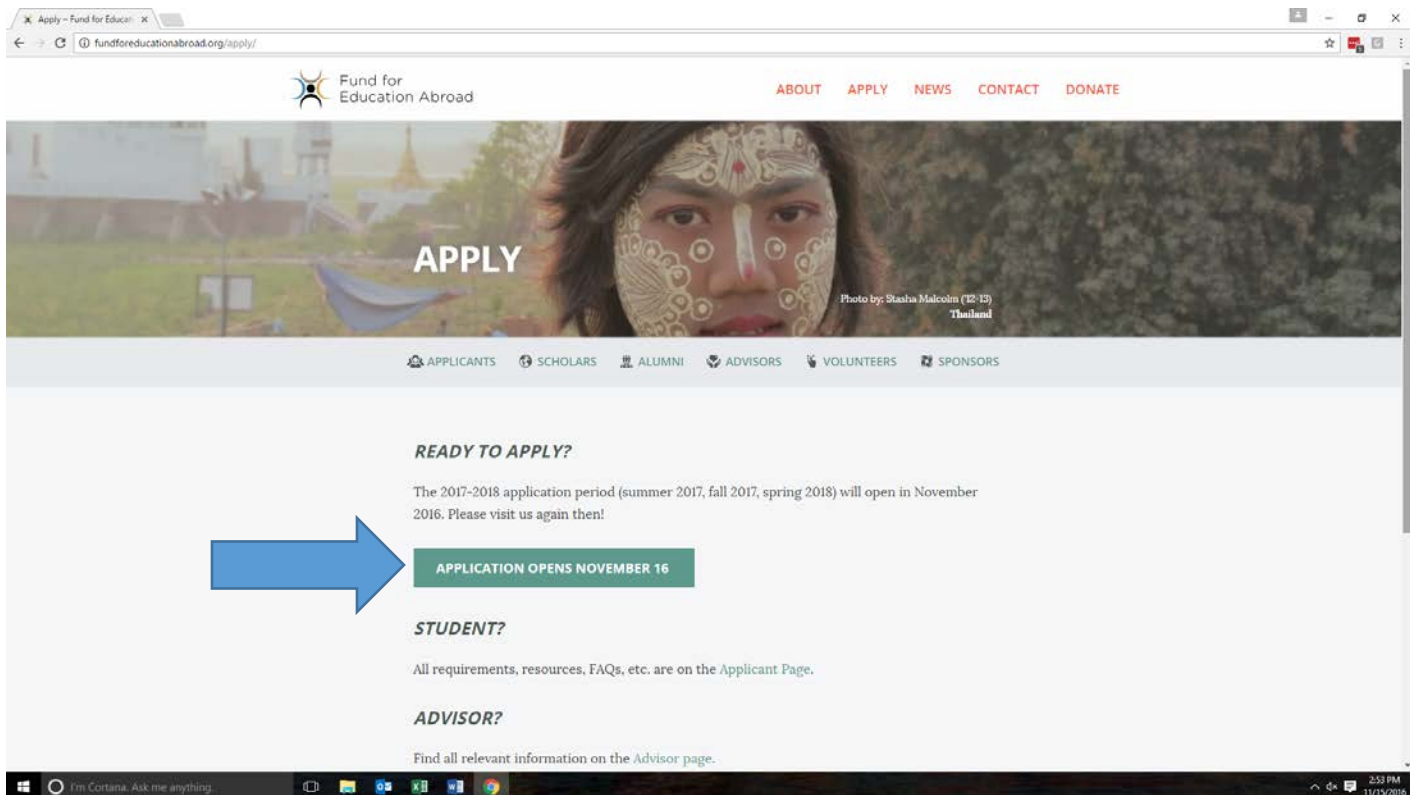


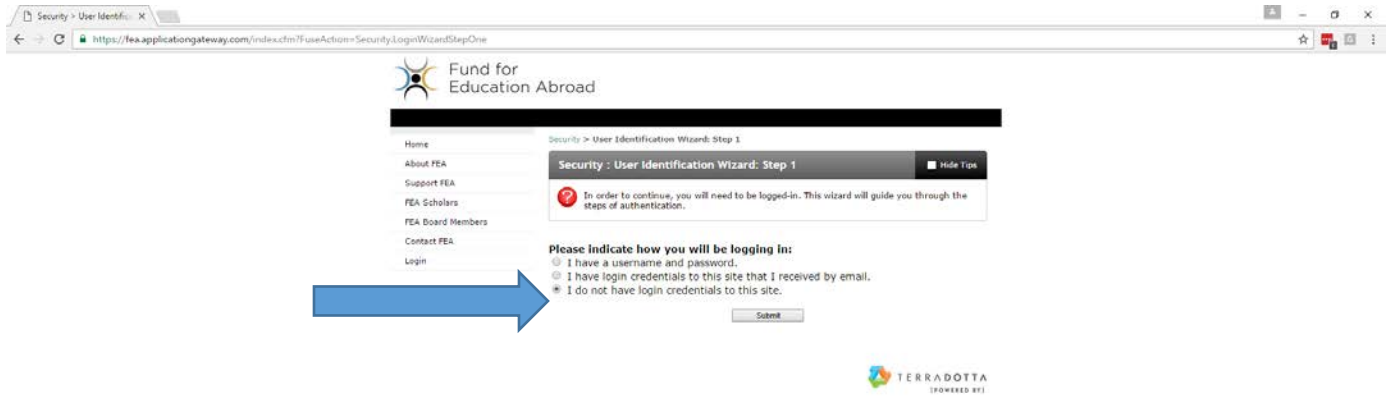
Step 1: Go to FEA website: www.fundforeducationabroad.org & click “Apply” on the main page.



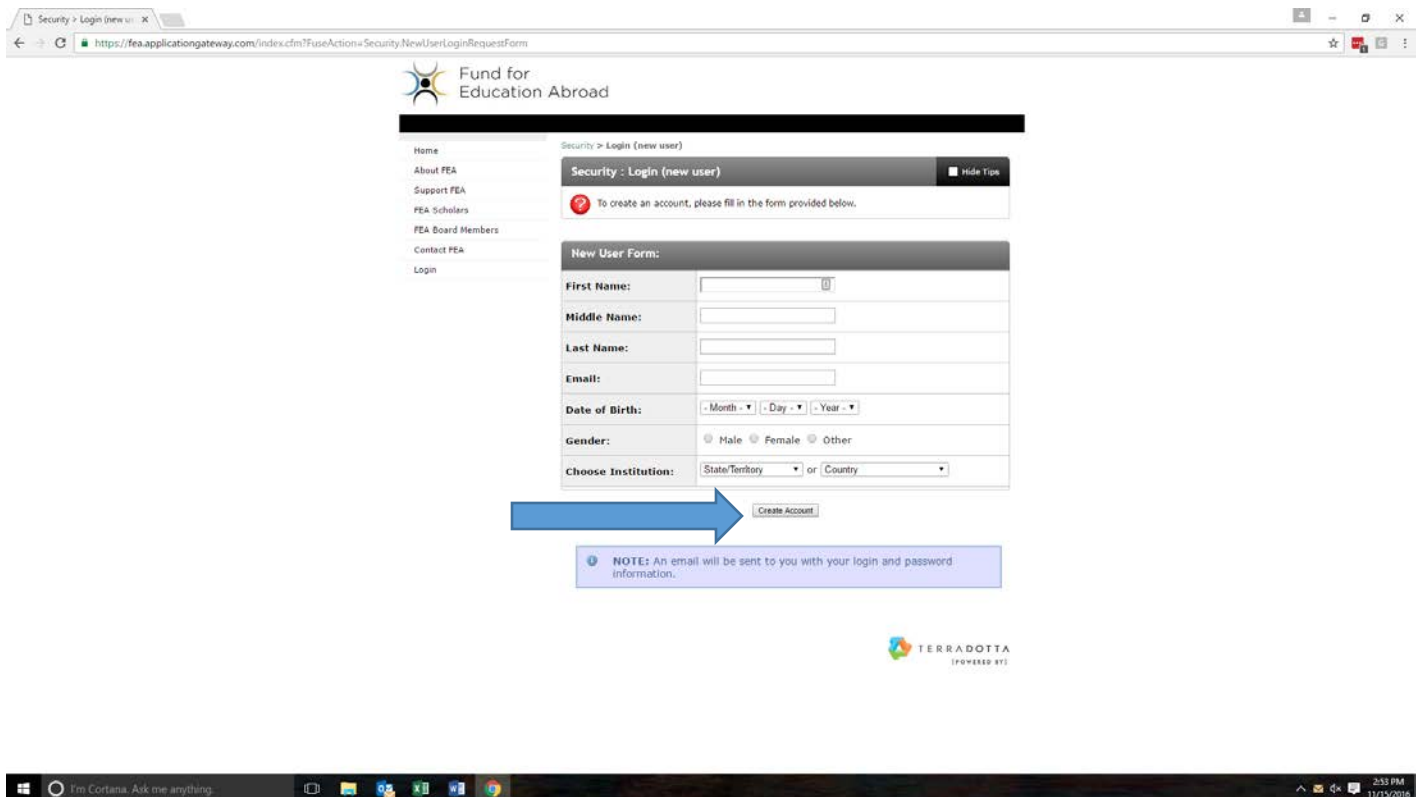
Step 2: After November 16th, if you are ready to apply, click “Application Opens November 16”



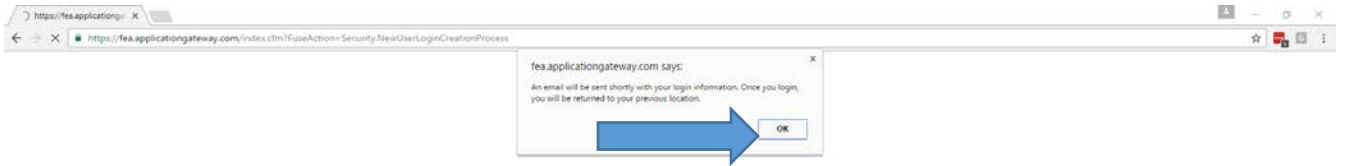
Step 3: If you are a NEW user, please click “I do not have log-in credentials to this site”



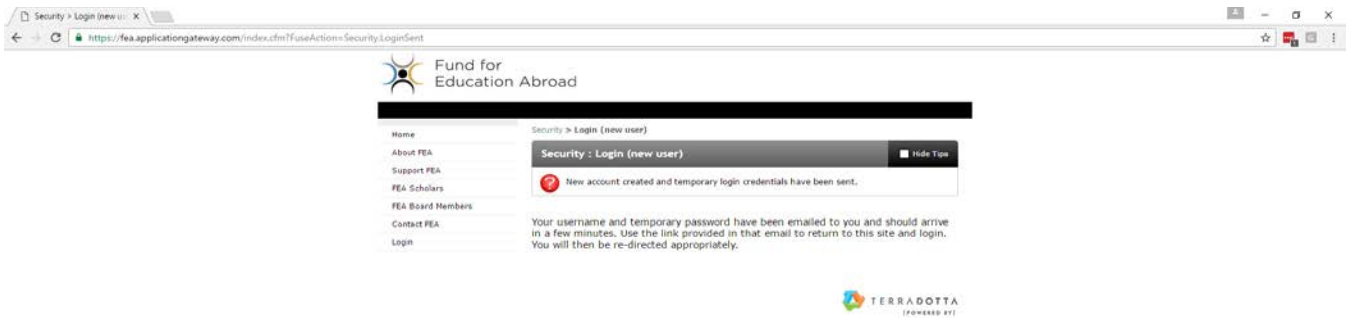
Step 4: Create a profile and click “create account”



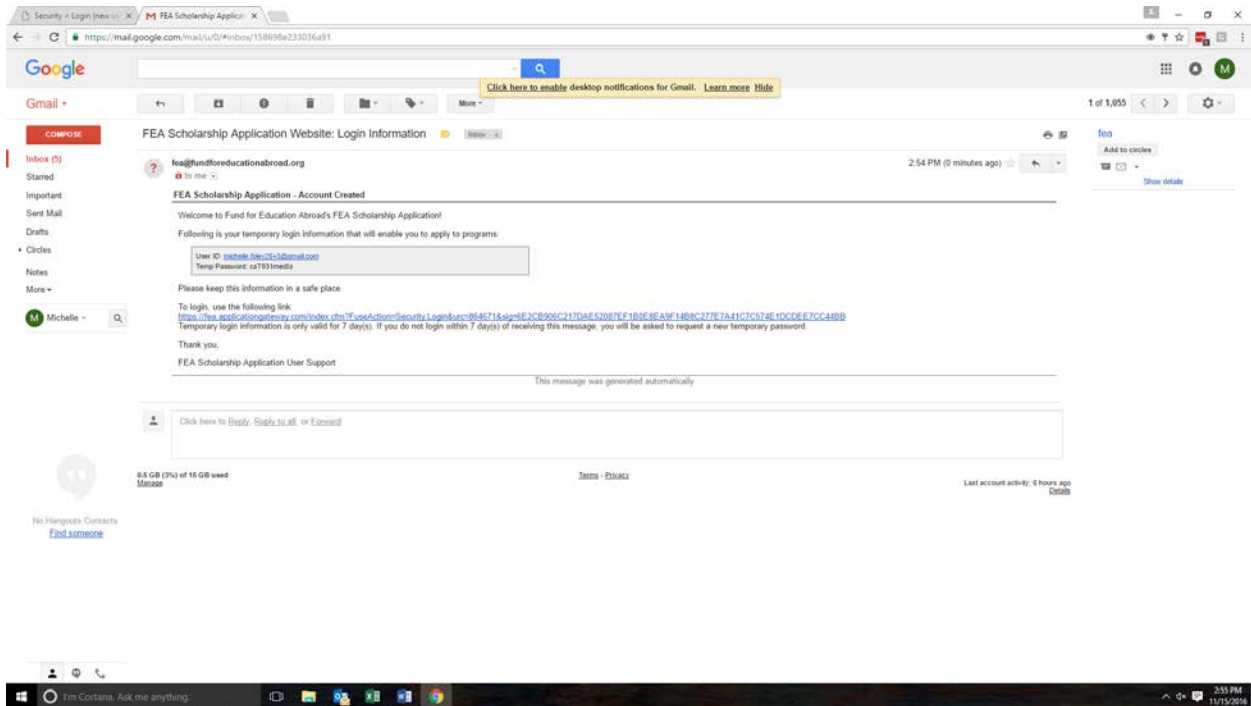
Step 5: Once you click “create account,” the below pop-up will appear, notifying you that an email will head your way with temporary credentials. Please click “OK”.



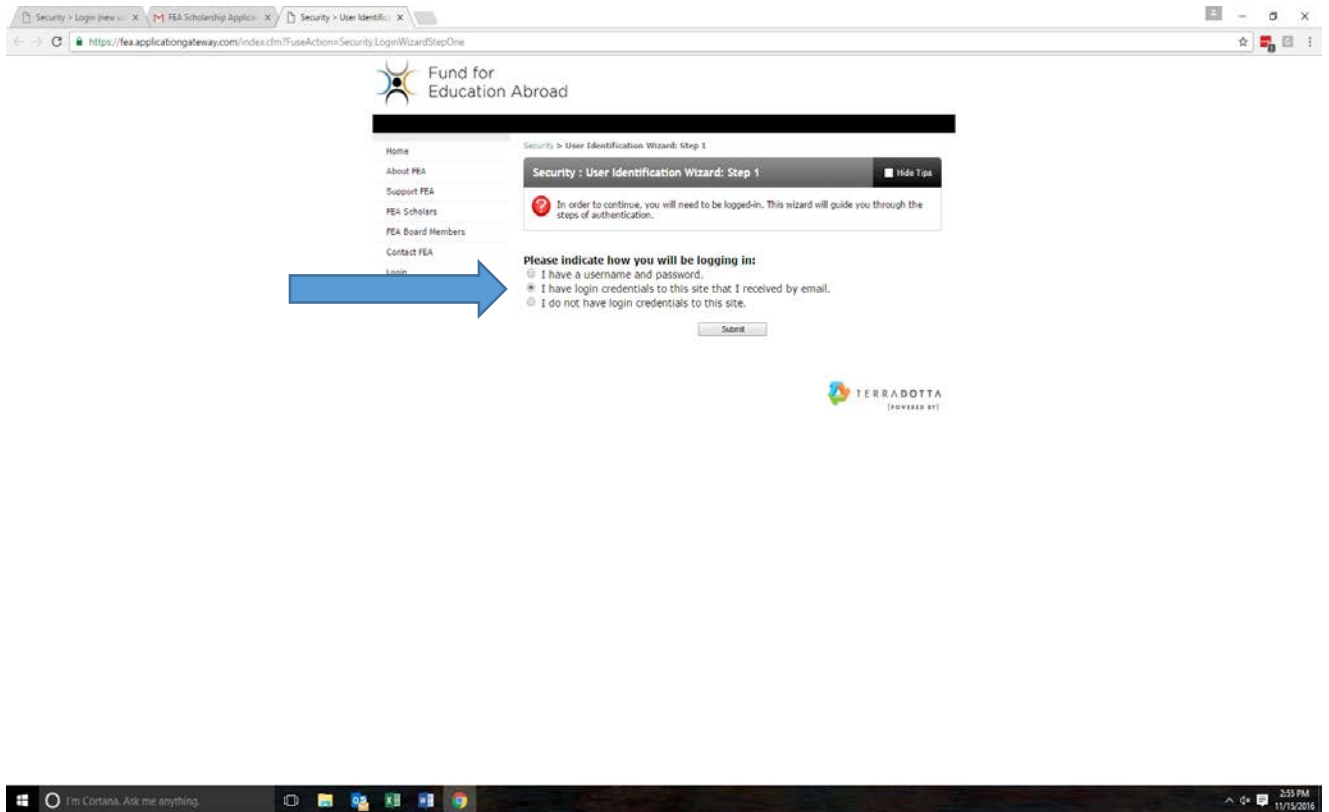
Step 6: The following message will appear, directing you to your email for temporary credentials.



Step 7: Go to your email, and you should see an email like the one below. Please click the hyperlink provided to be re-directed to the site for log-in.



Step 8: You will be redirected to the log-in page. Please click the second option.



Step 9: Enter in your temporary credentials.

The screenshot shows a web browser window with the URL <https://fea.applicationgateway.com/index.cfm?FuseAction=Security.ExistingUserLogin>. The page title is "Fund for Education Abroad". The navigation menu includes Home, About FEA, Support FEA, FEA Scholars, FEA Board Members, Contact FEA, and Login. The main content area is titled "Security > Login (existing user)". It contains a "Security : Login (existing user)" header with a "Hide Tips" button. Below the header is a message: "To login, please enter your username and password in the form provided below." The form is titled "Please log in:" and has two input fields: "Username:" with the value "michelle.foley263@gmail.com" and "Password:" with a masked password. There is a "Login" button and a "Forgot your password?" link. Below the form is a "Browser Requirements:" section with the following list:

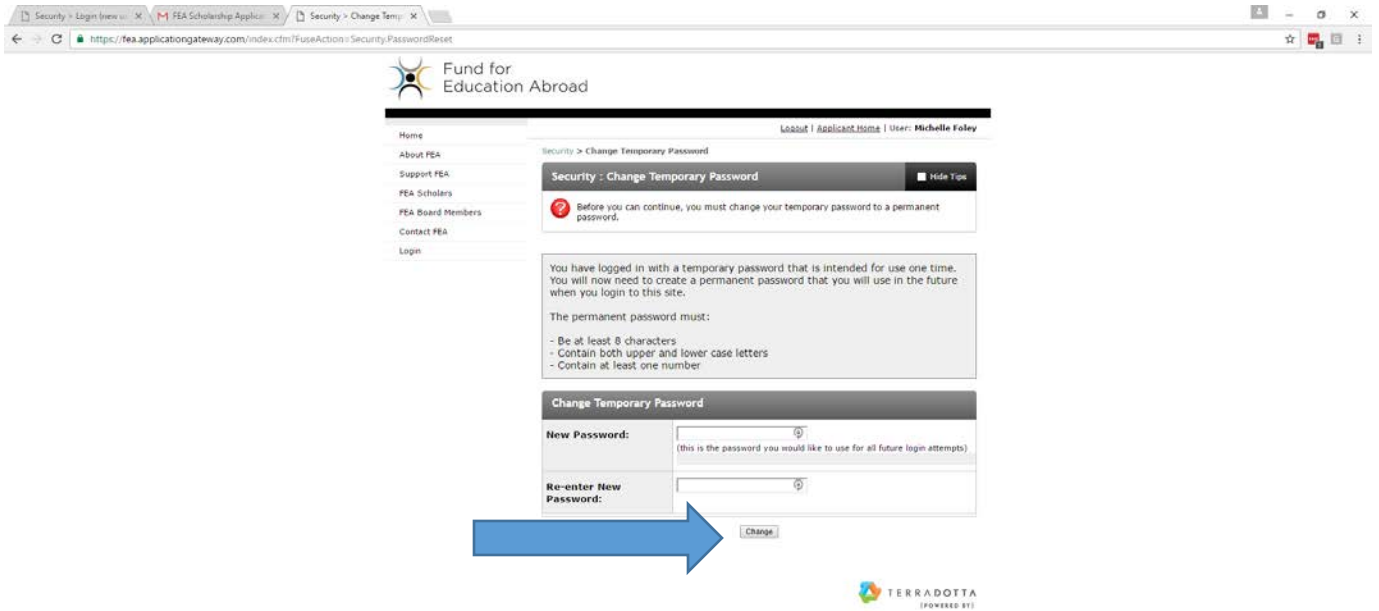
- You must have JavaScript enabled.
- Your browser must have Cookies enabled.
- Microsoft Internet Explorer for Mac is not supported.

The page footer features the "TERRADOTTA" logo with the tagline "POWERED BY".

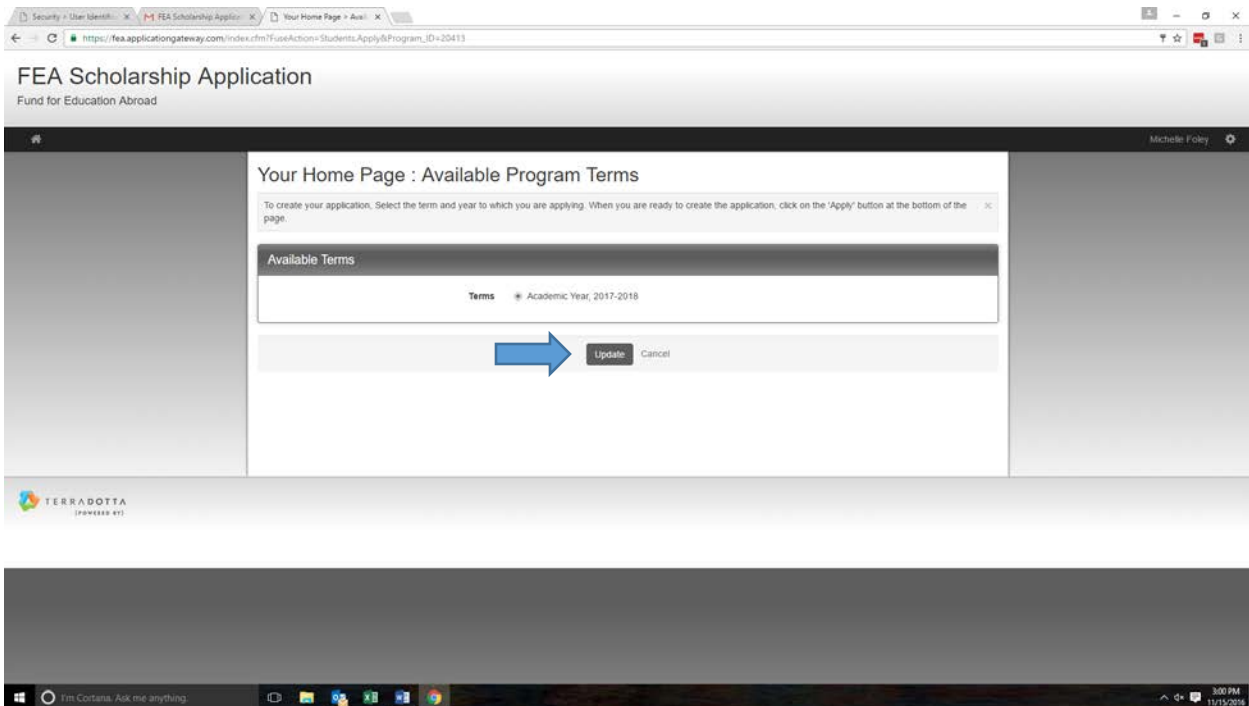
Step 10: You will create security questions. Then, click "Update"

The screenshot shows a web browser window with the URL <https://fea.applicationgateway.com/index.cfm?FuseAction=Security.ChooseQuestions>. The page title is "Fund for Education Abroad". The navigation menu is the same as in Step 9. The main content area is titled "Security > Choose Security Questions". It contains a "Choose Security Questions" header with a "Hide Tips" button. Below the header is a message: "In the event that you forget your permanent password, you will need to answer security questions in order to have a password reset issued to your email address. Please select three questions and answers to be presented to you upon a password reset request." The form is titled "Select Password Reset Security Questions" and has three rows, each with a "Question #", a "Select One" dropdown menu, and a "Correct Response" text input field. A blue arrow points to the "Update" button at the bottom right of the form. The page footer features the "TERRADOTTA" logo with the tagline "POWERED BY".

Step 11: You will be asked to change your password. Please do so and click “Change”.



Step 12: Select Academic Term “Academic Year 2017-2018” and click “Update”



Step 13: Fill out the required applicant information.

Applications : Required Applicant Information

Please use the form provided below to fill in the required information.

Before proceeding to your application page, certain required information must be provided.

Applicant Parameters:

Required Parameters:

Mobile Phone Number *

Please enter in (xxx) xxx-xxxx format.

Citizenship * Choose One:

Fund for Education Abroad scholarships are available for U.S. citizens, permanent residents and DACA Students (as of May 2015). Please confirm your citizenship or residency status by selecting all that apply below:

State of Home Institution * Choose One:

Type of Institution *

Community College/Technical School
HBCU (Historically Black Colleges and Universities)
MSI (Minority Serving Institutions)
Private

Optional Parameters:

Home Phone Number

* Required

Required Addresses:

Mailing Address

Address:

City:

State:

Zip Code (or Postal Code):

Country: Select One:

Save Cancel

TERRADOTTA
powered by

Step 14: Begin the Application. The Application has three components: 1) Financial Aid Form 2) Application Form and 3) Electronic Recommendation.

Security > User Identific... FEA Scholarship Appli... Your Home Page > Appli...
https://fea.applicationgateway.com/index.cfm?FuseAction=Students.Application&Application_ID=308405

FEA Scholarship Application

Fund for Education Abroad

Applicant

Program Application Page (Pre-Decision)

This page shows current and required elements of your application in the pre-decision phase. Unless otherwise indicated, you should assume that all elements of the right-hand column (material submissions, signature documents, recommendations and questionnaires) are required for your application to be considered complete

Michelle Foley	
Program:	Scholarship Application
Term/Year:	Academic Year, 2017-2018
Deadline:	01/11/2017
Dates:	05/01/2017 - 04/30/2018

Recommendations

Requests	Received
General (1 required) - Request Electronic Recommendation	
1 or more required recommendations has not yet been requested.	

Application Questionnaire(s)

Click the following to view and complete the following online questionnaire(s). You may begin a questionnaire and save it for later completion, but note that you must click Submit in order for the questionnaire to be logged as complete and ready for review.

Title	Received
Application Form	<input type="checkbox"/>
Financial Aid Form	<input type="checkbox"/>

Itinerary

The following is the current itinerary for your program. Please follow any instructions displayed to provide the information required to complete it.

no location

Start Date: 05/01/2017
End Date: 04/30/2018

Windows Taskbar: TERRADOTTA, I'm Cortana, Ask me anything, File Explorer, Mail, Word, Excel, PowerPoint, Chrome